

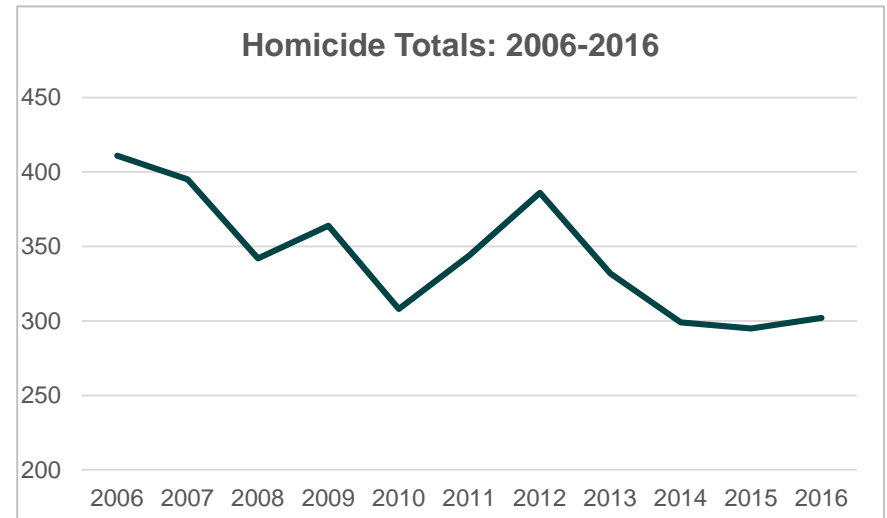
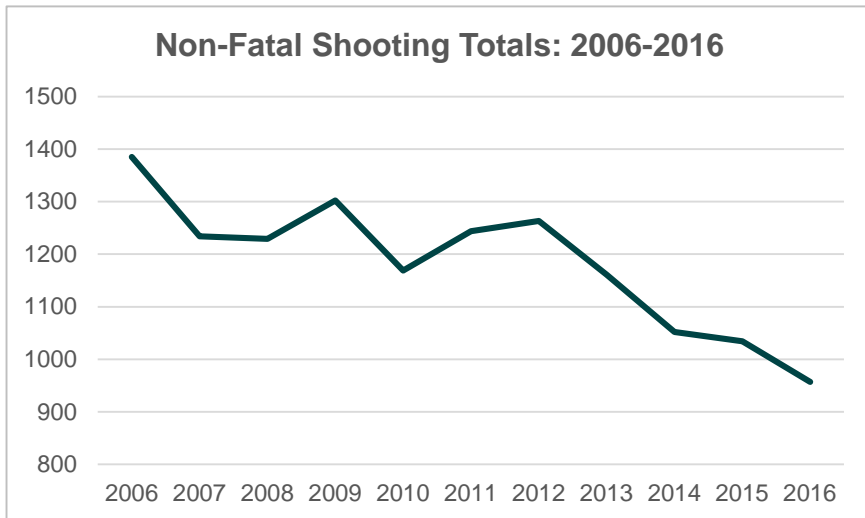


City of Detroit - Overview

Basic Facts

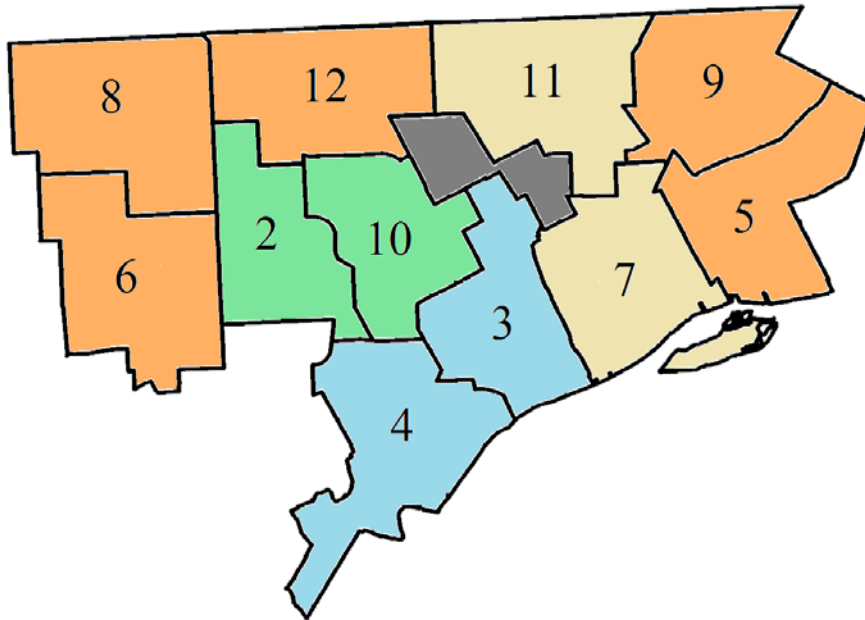
- **Population:** 672,975 (2017 Estimate)
- **Area:** 11 Police Precincts across 143 square miles
- **Violence:** Homicide Rate nearly 10x national average; overall violent crime rate nearly 5x national average

Violence Is Trending Downward for Last Three Years





Ceasefire Detroit



Ceasefire Detroit currently operates in the 5th and 9th Precinct on the eastside, and the 6th, 8th, and 12th Precinct on the westside.

Reduce Shootings

Increase Job Opportunities

Change Community Norms



Current State

	Enforcement Partnership	Community & Faith-based Outreach	Service Providers
Partners	Multiple Units / Agencies Research Partner	2 Organizers 5 Outreach Workers	4 Partner Agencies 2 Resource Counselors
Metrics	<ul style="list-style-type: none"> Fatal/Non-Fatal Shootings Levers Pulled Federal Indictments 	<ul style="list-style-type: none"> Community Interactions Custom Notifications Recidivism 	<ul style="list-style-type: none"> Jobs / Resources Received Unique Clients Served
Key Activities	<ul style="list-style-type: none"> Intelligence Scoring / Targeting Group Enforcement 	<ul style="list-style-type: none"> Street Outreach Victims' Response Call-ins / Listening Session 	<ul style="list-style-type: none"> Client Intake Provide Services Follow up
Meetings	<ul style="list-style-type: none"> Scoring (street officers) Enforcement strategy Regular report out to Mayor 	<ul style="list-style-type: none"> Standing team meeting Bi-weekly Check-ins 	<ul style="list-style-type: none"> Joint intake meetings Bi-weekly Check-ins Real-time communication



Enforcement Metrics

Enforcement Team

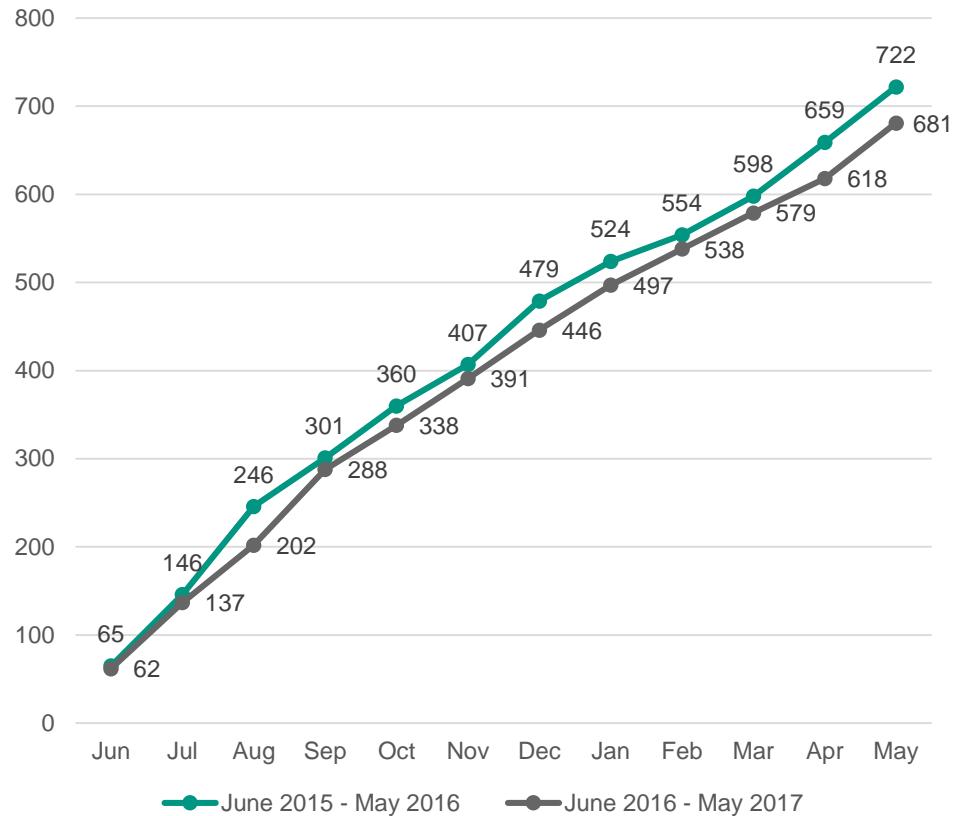
In 2016 and Q1 2017:

- **6% decrease in homicides & non-fatal shootings in Ceasefire Precincts in 2016 and Q1 2017.**

In 2016 and Q1 2017:

- **1245 targeted arrests**
- **227 Call-in attendees**
- **129 custom notifications**
- **48 federal indictments**
- **57 cases filed in the state system**
- **33.3% recidivism rate** (All 2016 Call-in attendees, events are contacts with police as suspects or arrestees)

Ceasefire Precincts – Homicides and Non-Fatal Shootings (Cumulative)



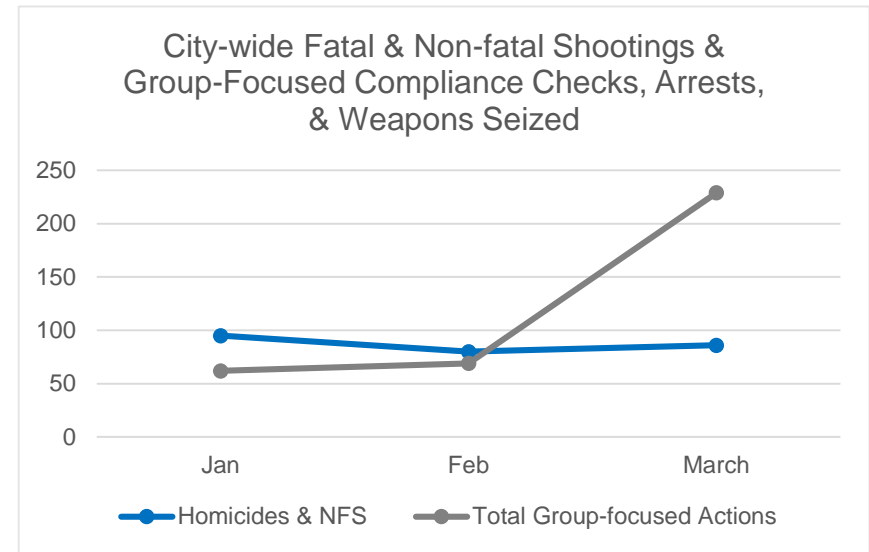
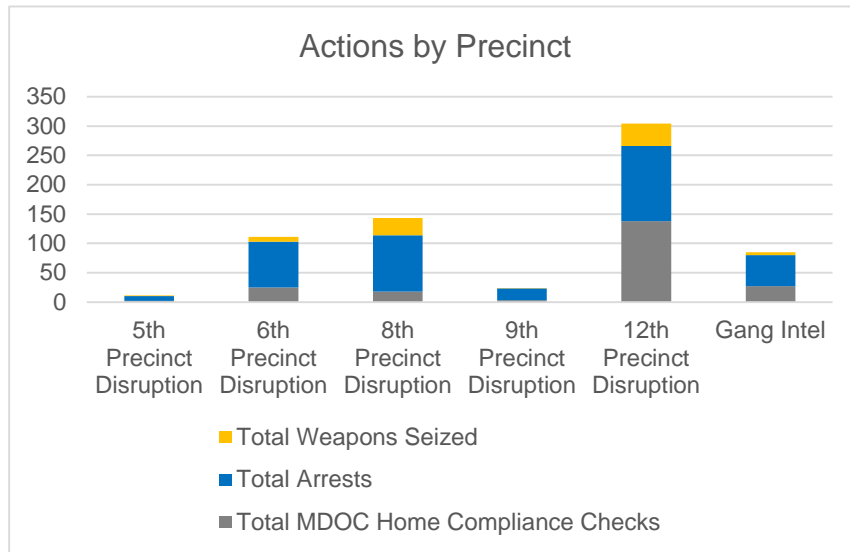
*Source: DPD Crime Intel, Ceasefire Records



Ceasefire CompStat

During the first quarter, Ceasefire Units on average had **60 group-focused** enforcement actions.

In the first quarter, on average **53%** of Ceasefire Unit's actions were group-focused.

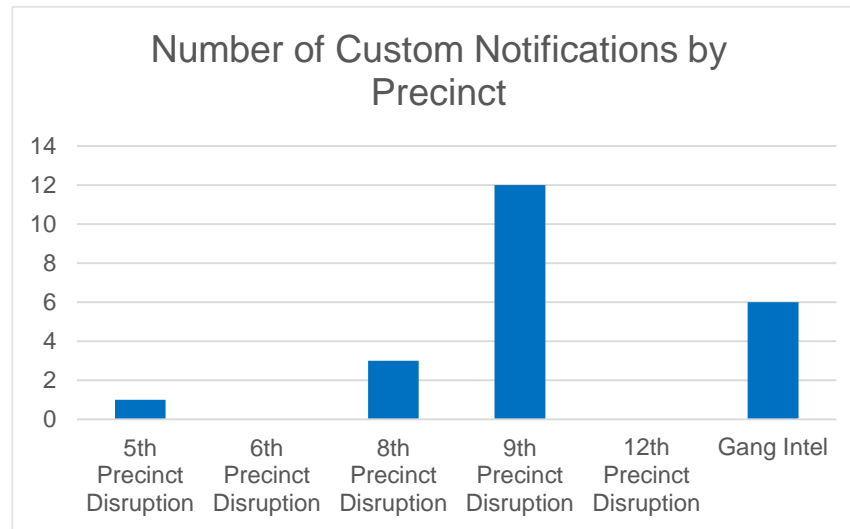


Ceasefire First Quarter CompStat
1/1/17 – 3/31/17



Ceasefire CompStat

During the first quarter, Ceasefire Units conducted on average **4 custom notifications**.



Ceasefire First Quarter CompStat
1/1/17 – 3/31/17



Services and Outreach Metrics

Services and Outreach Teams

Because of the services and outreach program in 2016 and Q1 2017:

- **29 Jobs received by Ceasefire clients**
- **74 unique individuals** served

In 2016 and Q1 2017 there were:

- **5 individuals** working on obtaining GED or High School Diploma
- **5 individuals** obtained or in process of obtaining drivers license
- **4 individuals** obtained housing
- **422 services interactions** with individuals to improve life skills
- **333 interactions** with street outreach workers
- **Additionally**, teams regularly respond to crime scenes, provide counsel and support to victims' families, deescalate conflict to prevent retaliation, and promote community healing through peace walks and candlelight vigils

Call-in	Call-in Attendees	Service Program Participants	Rate
Jan 16 (East)	22	7	32%
May 16 (East)	31	10	32%
Jun 16 (West)	24	14	58%
Aug 16 (West)	27	2	7%
Sept 16 (East)	29	11	44%
Dec 16 (West)	30	6	19%
Jan 17 (West)	40	6	19%
Mar 17 (East)	24	3	19%
Total	227	59	26%

*Source: Ceasefire Records



Leveraged Funding

Funding Summary

Date	Public Grant	Amount Awarded	Private Dollars Leveraged	Total
August 2012 – 2017	DOJ: Ceasefire (Original and Allocation)	\$2,182,000	\$212,500	\$2,394,500
September 2012 – September 2016	DOJ: Detroit Youth Violence Prevention Initiative	\$517,420	\$1,457,500	\$1,974,920
Total Funding		\$2,699,420	\$1,670,000	\$4,369,420